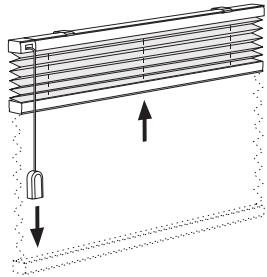


## Preparing

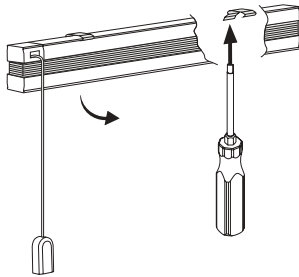
1

Pull the pleated blind hanging together to form a pack.



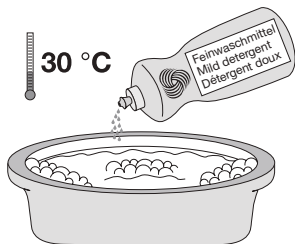
2

With a screwdriver, carefully press the protruding plate of the holding clip downwards and then take the pleated blind out of the holding clips.



3

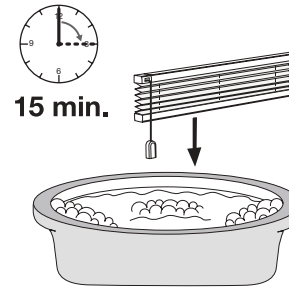
Fill a correspondingly large bowl with 30 °C warm water and add a little mild detergent.



## Washing

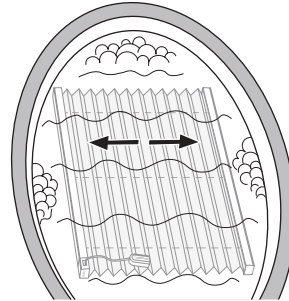
4

Lay the pleated blind slightly opened in the 30 °C warm detergent solution and leave it there for approx. 15 minutes.



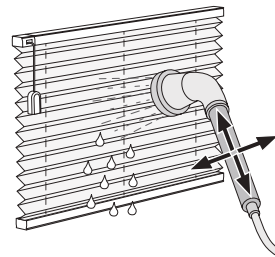
5

Pull the pleated blind open and gently swirl it around in the washing solution. Before you take the pleated blind out of the bowl, pull the hanging back to form a pack.



6

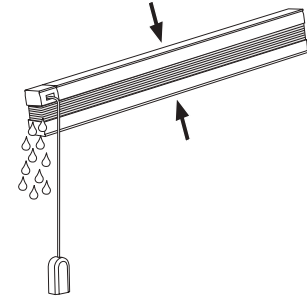
Then rinse with clear water.



## Drying

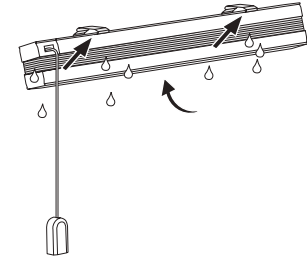
7

Pull the pleated blind hanging together to form a pack. Gently press the hanging pack together to allow the water to run off.



8

Position the wet pleated blind on the holding clip and clip it into the holding clip by slightly tilting the rail.



9

Allow the pleated blind to dry for approx. 12 hours in the pack position.

